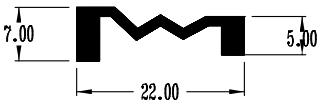

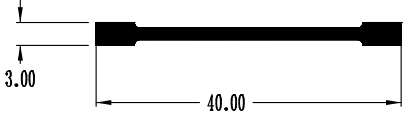
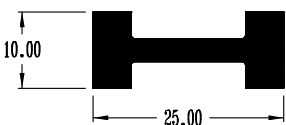
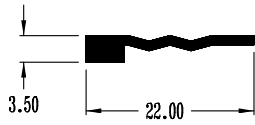
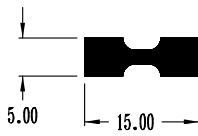
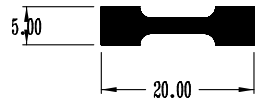
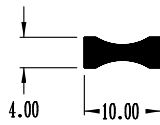
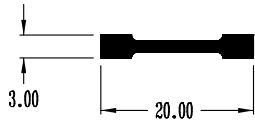
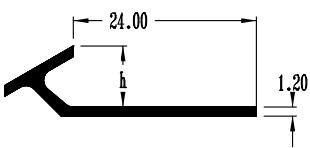
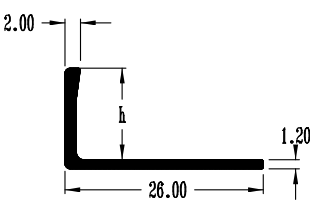


JOINTS GRANITO - GRANITO JOINTS - GRANITO VERBINDUNGSSTELLEN

		Réf. Profil N°	Poids au mètre (Kg/m) Weight per metre (Kg/m)
108		108	0,496
		109	0,678
129		129	0,642
		143	1,234
144		144	0,326
		172	0,520
239		239	0,611
		241	0,259
272		272	0,405

ARRETS DE CARRELAGE - TILE EDGINGS - FLIESENKANTEN

	Réf. Profil N°	h (mm)	Poids au mètre (Kg/m) Weight per metre (Kg/m)
	473	10	0,525
	474	8	0,437
	Réf. Profil N°	h (mm)	Poids au mètre (Kg/m) Weight per metre (Kg/m)
	463	6	0,350
	441	8	0,376
	440	10	0,401
	439	12,50	0,426
	464	15	0,465
	465	18	0,503
	466	22	0,554
	467	25	0,593